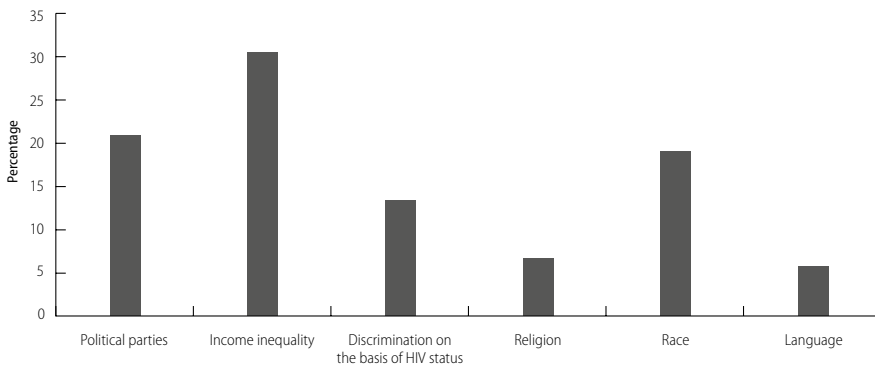


Public Opinion on Economic Security

The ultimate objective of economic transformation is an improved sense of well-being and dignity amongst citizens. Macro-economic data give us an impression of outcomes in terms of targets, but they do not necessarily provide insight into the real impact on people's lives. Data from the SA Reconciliation Barometer Survey show that when prompted to single out the most stubborn obstacle to national unity, most South Africans point to income inequality.¹ Findings like these have particular relevance for the understanding of our social dynamics in a challenging economic period, such as the present.

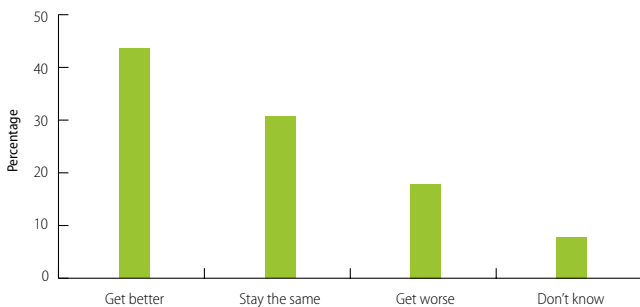
MOST IMPORTANT SOURCES OF SOCIAL DIVISION



Source: IJR (2011) SA Reconciliation Barometer Survey

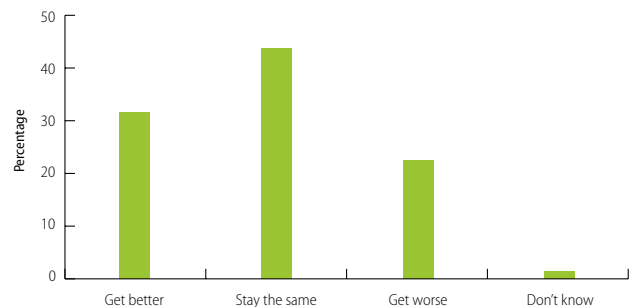
32%
of South Africans regard inequality as the most important source of social division

HOW DO YOU THINK SA's ECONOMIC SITUATION WILL CHANGE IN THE NEXT 12 MONTHS?



Source: IJR (2011) SA Reconciliation Barometer Survey

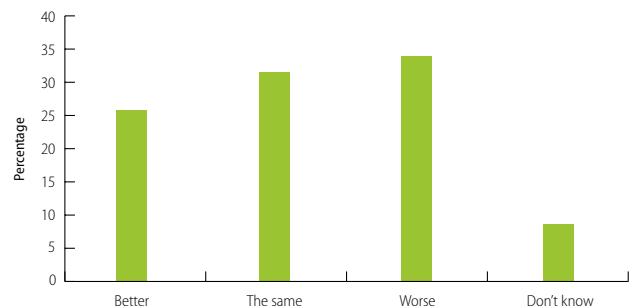
HOW DOES YOUR FINANCIAL SITUATION COMPARE TO WHAT IT WAS 12 MONTHS AGO?



Source: IJR (2011) SA Reconciliation Barometer Survey

34%
of South Africans feel that their chances of finding employment have worsened

HOW DO YOUR CHANCES OF FINDING A JOB COMPARE TO WHAT THEY WERE 12 MONTHS AGO?



Source: IJR (2011) SA Reconciliation Barometer Survey

NATIONAL LEADERS ARE NOT CONCERNED ABOUT PEOPLE LIKE ME



Source: IJR (2011) SA Reconciliation Barometer Survey

CONFIDENCE IN NATIONAL GOVERNMENT



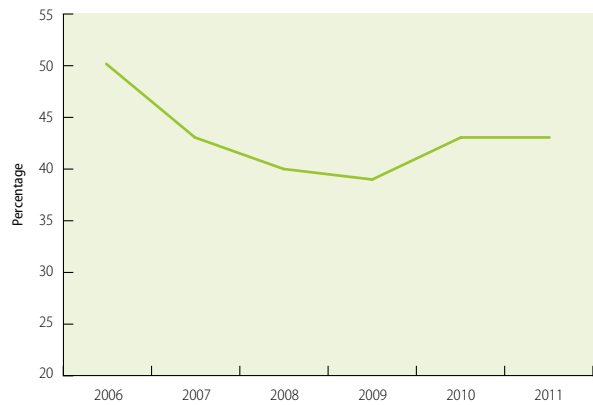
Source: IJR (2011) SA Reconciliation Barometer Survey

THERE IS NO WAY TO MAKE PUBLIC OFFICIALS LISTEN TO MY CONCERNS



Source: IJR (2011) SA Reconciliation Barometer Survey

CONFIDENCE IN LOCAL GOVERNMENT

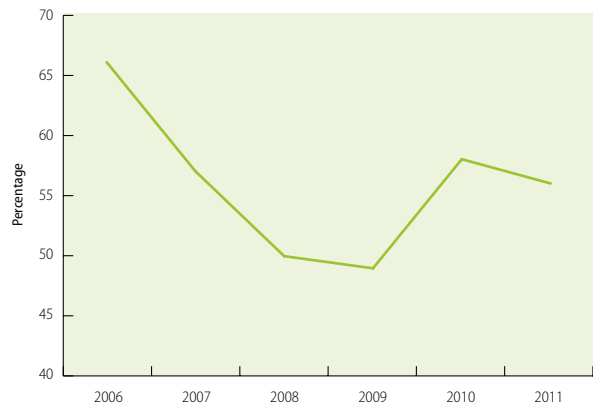


Source: IJR (2011) SA Reconciliation Barometer Survey

Comparative perceptions of change in corruption, 2008–2010			
Country	Decreased	Stayed same	Increased
China	25%	29%	46%
India	10%	16%	74%
Indonesia	27%	30%	43%
Brazil	9%	27%	64%
Mexico	7%	18%	75%
Russia	8%	39%	53%
Nigeria	17%	10%	73%
South Africa	24%	14%	62%

Source: Transparency International: Global Corruption Report 2010

CONFIDENCE IN PROVINCIAL GOVERNMENT



Source: IJR (2011) SA Reconciliation Barometer Survey